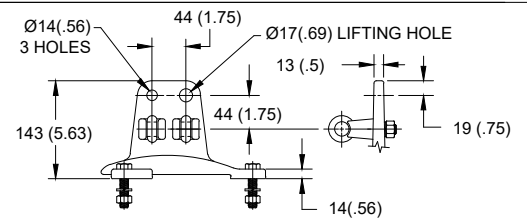


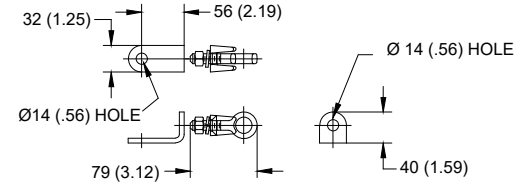


LINE TERMINAL DETAIL



HDG 4-HOLE TERMINAL PAD, PART No. 901704001
 TWO HDG TERMINALS, PART No. 2714143001
 SUITABLE FOR COPPER OR ALUMINUM CONDUCTOR SIZE
 Ø 7 (.25) - Ø 21 (.81)
 25 - 240 sq mm
 AWG#4 - 500 MCM

GROUND TERMINAL DETAIL



HDG TERMINAL BRACKET, PART No. 896064001
 ONE HDG TERMINAL, PART No. 2714143001
 SUITABLE FOR COPPER OR ALUMINUM CONDUCTOR SIZE
 Ø 7 (.25) - Ø 21 (.81)
 25 - 240 sq mm
 AWG#4 - 500 MCM

Ø = DIAMETER
 HDG = HOT DIP GALVANIZED

CHARACTERISTICS

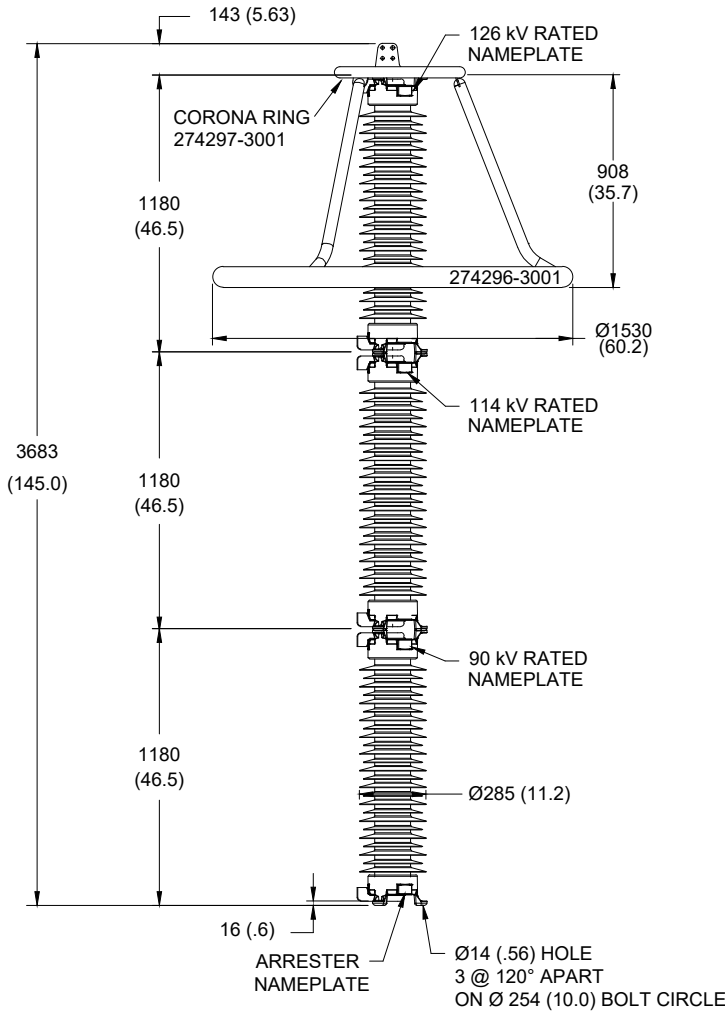
RATED VOLTAGE , Ur	330	kVrms
MCOV, Uc	264	kVrms
MASS	235.6 kg (519.4 lb)	
COG ABOVE BASE	1990 (78.3)	
CREEPAGE DISTANCE	10860 (427.6)	
STRIKE DISTANCE	2591 (102)	
LIGHTNING IMP W/S	1755	kV
SWITCHING IMP WET W/S	1272	kV
POWER FREQ WET W/S	903	kVrms
TOV 1s NO PRIOR DUTY	394	kVrms
TOV 10s NO PRIOR DUTY	376.9	kVrms
TOV 1s W/PRIOR DUTY	374.9	kVrms
TOV 10s W/PRIOR DUTY	351.5	kVrms
HOUSING	GREY SILICONE	
ENERGY LEVEL	10kJ/kV Ur	

CANTILEVER FORCE

SLL BENDING FORCE	1086 N (244 lb-force)
SSL BENDING FORCE	2172 N (488 lb-force)

RECOMMENDED CLEARANCE (METAL - METAL)

PHASE TO GROUND	1563 (61.5)
PHASE TO PHASE	1781 (70.1)



- NOTES:
 1. DIMENSIONS IN millimeters(inches) SUBJECT TO ±3% TOLERANCE
 2. CLEARANCE AND INSULATION W/S VOLTAGE APPLY AT SEA LEVEL
 3. ARRESTER SUITABLE FOR OPERATION AT ALTITUDES UP TO 2672m (8800ft)
 4. PACKAGED IN A WOOD CRATE

MAXIMUM RESIDUAL VOLTAGE (kV)

STEEP CURRENT IMPULSE	SWITCHING IMPULSE		8/20 LIGHTNING IMPULSE					
	500 A	2 kA	1.5 kA	3.0 kA	5 kA	10 kA	20 kA	40 kA
20 kA	627	674	668	696	724	771	835	919

TITLE

PH4 ARRESTER 330 kV RATED VOLTAGE

20kA Arrester
 IEC SH CLASS

SIZE	CATALOG NUMBER	REV
S	PH4420GH330AA	0

REV DATE	08-29-25	DO NOT SCALE THIS DRAWING	DRN BY	NON	DATE CREATED	08-29-25	SHEET	1 OF 1
----------	----------	---------------------------	--------	-----	--------------	----------	-------	--------

This drawing and its contents are confidential and the exclusive property of Hubbell Power Systems, Inc. No publication, distribution or copies may be made without the written consent of Hubbell Power Systems, Inc. Hubbell Power Systems unpublished all rights reserved under the copyright laws.